









How to chose your correct helmet size

	helmet size	head size
	XS	53-54 cm 20 7/8 -21 1/4 inches
	S	55-56 cm 20 5/8 -22 inches
	M	57-58 cm 22 1/2 -22 7/8 inches
	L	59-60 cm 23 1/4 -23 5/8 inches
	XL	61-62 cm 24 -24 3/8 inches
	XXL	63-64 cm 24 3/4 + inches

1. Take a head measurement with a cloth tape measure. Wrap tape measure around your head one inch above your eyebrows, directly above your ears and to the widest area at the back of your head. Make sure the tape measure is tight and it is best to make the measurement in front of a mirror.
2. In accordance to NEXX helmet size table, search on the size that corresponds to your head perimeter.

NEXX-USA
801 Las Lomas Avenue, Suite 14
Pacific Palisades, CA 90272
Phone: 808-255-8043 Fax: 1-888-374-1914
Email: puida@nexx-usa.com Website: www.nexx-usa.com
